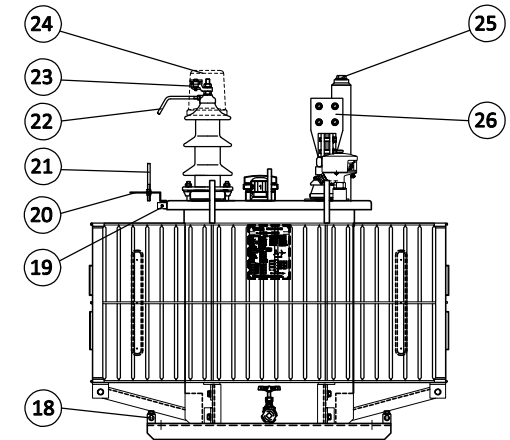
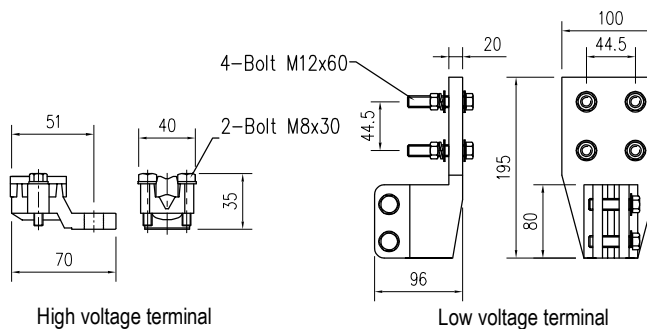
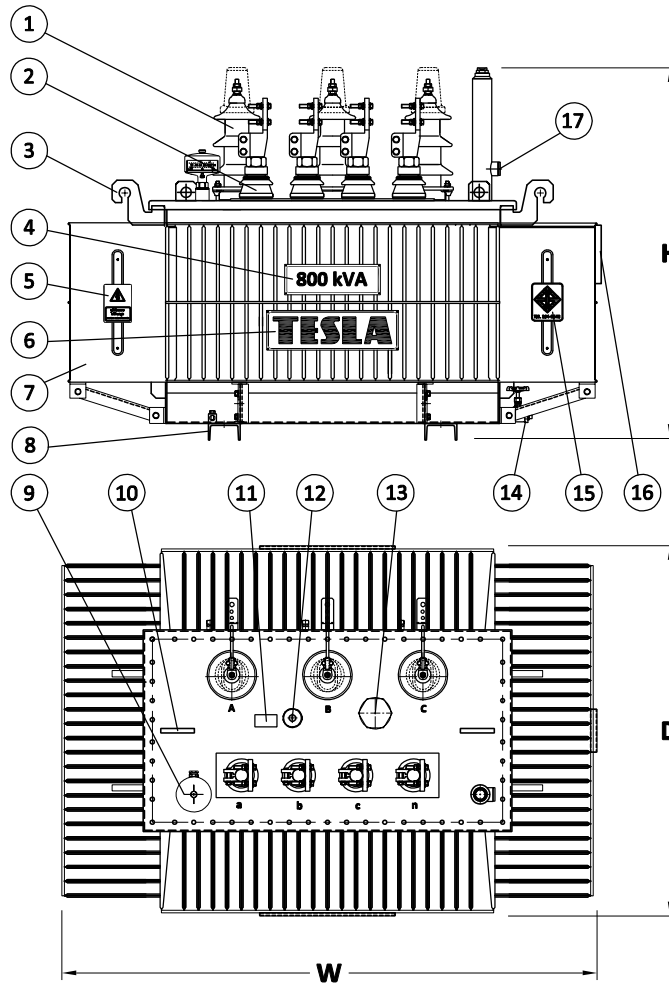


Technical Data of Oil-immersed Transformer Hermetically Sealed Type	
Model (ordering code)	: OTC035-22K-0800K-A
Reference standard	: IEC 60076 , TIS 384-2543
<b>Ratings</b>	
Rated power	: 800 (kVA)
Number of phases	: 3 (Ø)
Rated frequency	: 50 (Hz)
Rated primary voltage ( $\pm 2 \times 2.5\%$ )	: 22000 (V)
Rated secondary voltage	: 400 / 230 (V)
Rated primary current	: 21.00 (A)
Rated secondary current	: 1155 (A)
Insulation class	: A (105) (°C)
Connection symbol	: Dyn11
<b>Service conditions and installation</b>	
Ambient temperature	: 40 (°C)
Altitude (above sea level)	: $\leq 1000$ (m)
Type of cooling	: ONAN
Installation method	: Outdoor
<b>Performance of transformer at 75°C</b>	
No load loss	: 1300 (W)
Load loss	: 11000 (W)
Short-circuit impedance	: 7.0 (%)
Efficiency at 50% of rated power (P.F.= 1.0)	: 99.00 (%)
Efficiency at 100% of rated power (P.F.= 1.0)	: 98.49 (%)
Voltage regulation at full load (P.F.= 1.0)	: 1.55 (%)
Sound level	: 58 (dB(A))
Max. Temperature rise of top oil at full load	: 60 (K)
Max. Temperature rise of winding at full load	: 65 (K)
Type of HV & LV windings conductor	: Copper
Type of insulating liquid and cooling liquid	: Mineral oil
<b>Routine tests</b>	
Measurement of insulation resistance	
Measurement of winding resistance (IEC 60076-1)	
Measurement of voltage ratio and check of phase displacement (IEC 60076-1)	
Measurement of no-load loss and no-load current (IEC 60076-1)	
Measurement of load loss (IEC 60076-1)	
Measurement of short-circuit impedance (IEC 60076-1)	
Induced overvoltage withstand test (IEC 60076-1) and (IEC 60076-3)	
Applied voltage test (IEC 60076-1) and (IEC 60076-3)	
Oil dielectric Breakdown voltage test (IEC 60156)	
Physical leakage test (with overpressure 5 psi)	
<b>Type tests</b>	
Partial Discharge (PD) test (IEC 60076-3)	
Lightning impulse (LI) test (IEC 60076-3)	
Temperature-rise test (IEC 60076-2)	



\*\* = optional

No.	Description	No.	Description
1	High voltage bushing	14	Oil drain valve
2	Low voltage bushing	15	TIS. 384-2543 sign
3	Lifting lugs	16	Nameplate
4	Capacity sign	17	Oil level gauge
5	Danger high voltage sign	18	Earthing terminal
6	Trade mark sign	19	Earthing terminal for surge arrester
7	Corrugated radiators	20	Bracket for surge arrester
8	Foundations of transformer	21	Earthing terminal for arcing horn
9	Thermometer with dual contacts **	22	Arcing horn
10	Lifting eyes	23	High voltage terminal (see details)
11	Instruction for tap changer	24	Bird guard cap
12	Off-load tap changer	25	Oil filling plug
13	Pressure relief device	26	Low voltage terminal (see details)

Approximate overall dimensions, oil quantity and weight				
W (mm)	D (mm)	H (mm)	Oil quantity (Litre)	Total weight (kg)
1675	1155	1175	365	1820

**TESLA**

**TESLA POWER CO.,LTD.**

Tel. : (66) 0-2420-9065

Fax. : (66) 0-2431-0256

Website : [www.teslapower.co.th](http://www.teslapower.co.th)

Email. : [info@teslapower.co.th](mailto:info@teslapower.co.th)

